



Maniglioni con chiave

Tiradores con llave Handles with key Türdrücker mit Schlüssel

MANIGLIONI CON CHIAVE

Tiradores con llave **Handles with key** Türdrücker mit Schlüssel

Maniglione CHIAVE - CHIAVE

llave-llave key-key Schlüssel-Schlüssel

1500 mm



Ø 35 mm

cod. item

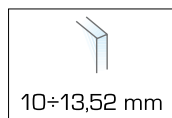
500W 51 32

lucido brillo polish glänzend

cod. item

500W 51 31

satinato satinado satin satiniert

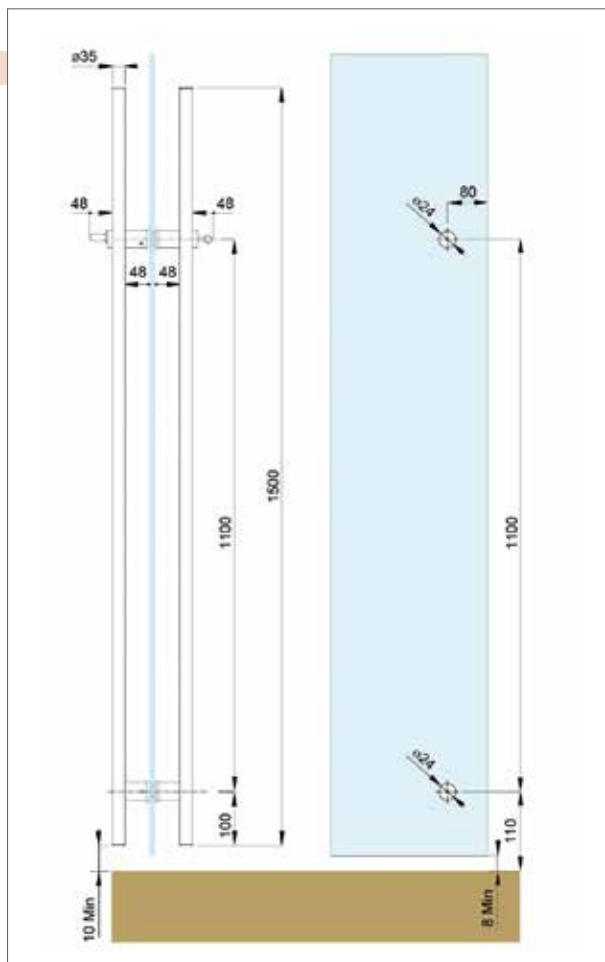
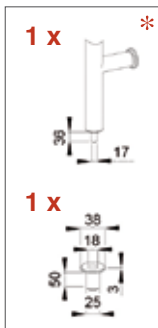


Serrature indipendenti con due punti di chiusura a pavimento.

Cerraduras independientes entre sí, con dos puntos de cierre, al suelo.

Independent locks with two closing points on the floor.

Selbständiges Schloß mit zwei Schließpunkten auf dem Boden.



Maniglioni tubolari tondi (Ø 35mm - Spessore 1mm) in acciaio inox; serratura incorporata. Realizzati nelle finiture: lucida o satinata e disponibili in due lunghezze. Una versione da 1500mm nelle varianti: chiave-chiave o chiave-pomolo, e una da 2200mm nella versione chiave-pomolo.

Tre soluzioni per chiudere con stile e sicurezza porte in vetro con spessori da 10 a 13,52 mm.

Juego de tiradores tubulares redondos (Ø 35mm - Espesor 1mm) en acero inox; cerradura incluida. Realizados en acabados brillo o satinado y en dos tamanos diferentes. Modelo de 1500mm en variantes llave-llave o llave-pomo y otro modelo de 2200mm en variante llave-pomo.

Tres soluciones diferentes para cerrar puertas en vidrio de esperor desde 10mm hasta 13,52mm, con estilo y seguridad.

Tubolar rounded (Ø 35mm - Thickness 1mm) handles in stainless steel with lock included. Realized in following finishing: polish and satin, available in two lengths. One version made of 1500mm in different models: key-key or key-knob and the other one made of 2200mm in key-knob version.

Three solutions which allow to close with style and safety the glazed doors with thickness from 10 to 13,52 mm.

Runder Rohrtürdrücker (Ø 35mm - Dicke 1mm) aus Edelstahl mit eingebautem Schloss. Verfügbare Oberflächen: glänzend oder satiniert Mit zwei Längen Eine Version aus 1500mm mit der Wahl unter Schlüssel-Schlüssel oder Schlüssel-Knopf und eine Version aus 2200mm Schlüssel-Knopf.

Drei Lösungen für die sichere Schließung von Glastüren mit Glasdicke vom 10 bis zu 13,52mm.

Maniglioni CHIAVE - POMOLO

llave-pomo key-knob Schlüssel-Knopf

1500 mm



Ø 35 mm

cod. item

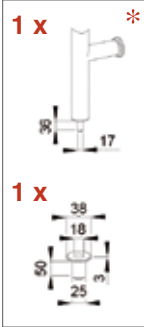
500W 50 32

lucido brillo polish glänzend

cod. item

500W 50 31

satinato satinado satin satiniertes



Serrature collegate con un punto di chiusura a pavimento

Cerraduras conectadas y un punto de cierre al suelo.

Connected locks with one closing point on the floor.

Verbundenes Schloß mit ein Schließpunkt auf dem Boden.

Ø 35 mm

cod. item
501W 50 32

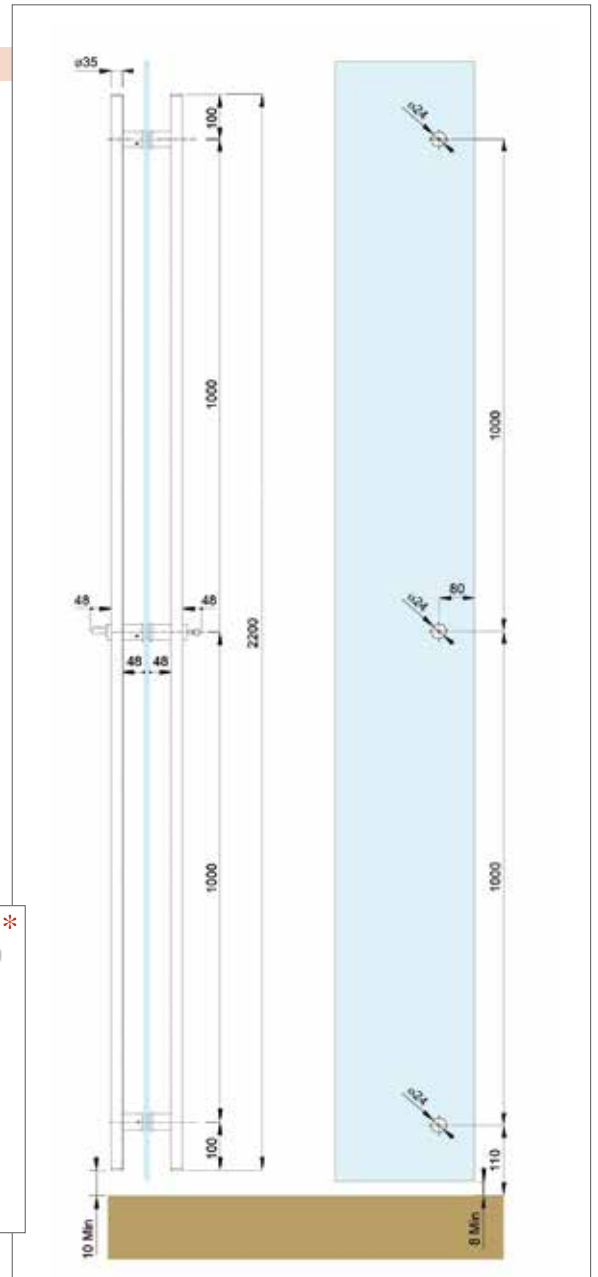
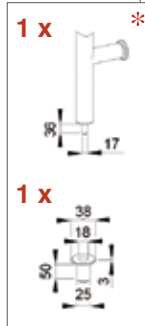
lucido brillo polish glänzend

cod. item
501W 50 31

satinato satinado satin satiniertes



2200 mm



Serrature collegate con un punto di chiusura a pavimento

Cerraduras conectadas y un punto de cierre al suelo.

Connected locks with one closing point on the floor.

Verbundenes Schloß mit ein Schließpunkt auf dem Boden.

Minusco
Via degli Artigiani, 52 int.1
25075 Nave (Brescia)
Tel. (+39)0302532008
Fax.(+39)0302534707
info@minusco.com
www.minusco.com

Distribuito da - Distributed by



L'azienda si riserva la facoltà di apportare senza preavviso modifiche dovute all'evoluzione tecnica dei prodotti.

Si consiglia di consultare l'ufficio tecnico per aggiornamenti e maggiori informazioni sulle schede tecniche specifiche.

The company reserves the right to introduce changes without notice on the basis of the technical development of the products. We suggest to take advice of the technical department for updating and further information on technical data sheets.



Maniglioni con chiave

Tiradores con llave Handles with key Türdrücker mit Schlüssel